

Black Rose

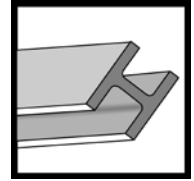


Steel & Trading

Telephone
(281) 332-7673 (ROSE)

WWW.BLACKROSESTEEL.COM
A CERTIFIED WOMAN-OWNED SMALL BUSINESS
HUB, METRO SBP, W/DBE (CITY OF HOUSTON),
NCTRCA, SCTRCA

Fax
(281) 332-0849



CHANNEL

4" x 7.25# x 20' (21) pd
5" x 6.7# x 20' (8) x 40' (21)
5 x 9# x 20' (17) Pd x 40' (5)
5" x 11# x 20' (5) Tee Bar
6" x 13# x 16'1" (1) Galv.
8" x 11.5# x 17' (1) x 8'11" (1) Galv.
8" x 11.5# x 28'7" (1) x 20' (1) Galv.
8" x 18.75# x 15'9" (1)
9" x 15# x 28'3" (1)
9" x 20# x 18'4" (1)
10" x 25# x 40' (1) NBV
10" x 30# x 50' (2) bent
12" x 20.7# x 20'2" (1)
12" x 25# x 20'1" (1) x 20'6" (1)
15" x 33.9# x 45' (2)
15" x 40# x 40' (2) x 20' (5)

COST(cwt)

LOC

ANGLE

COST(cwt)

LOC.

\$30.00	OABPH	3 x 3 x 1/4 x 32'2" (1) Galv x 20'1" (1)	\$24.00	CRPH
\$32.00	LLPH	3 x 3 x 5/16 x 40' (90) Rusty	\$26.50	LCPH
\$30.00	OABPH	3 x 3 x 3/8 x 40' (31v)(9v)	\$26.50	LLPH
\$30.00	DFPH	3-1/2 x 3-1/2 x 1/4 x 40' (40v)	\$26.50	LLPH
\$30.00	CRPH	3-1/2 x 3-1/2 x 1/4 x 18'9" (1) x 20'(1) Galv	\$24.00	CRPH
\$30.00	CRPH	4 x 4 x 1/4 x 20'3" (1) sm bow, bent	\$24.00	DFPH
\$30.00	CRPH	4 x 4 x 1/4 x 40' (27) vjr (3) PD	\$26.50	EAPH
\$30.00	DFPH	4 x 4 x 1/2 x 20'1" (3)	\$24.00	DFPH
\$30.00	CRPH	5 x 3 x 5/16 x 40' (2@26) SQ	\$26.50	LCPH
\$30.00	CRPH	5 x 3 x 3/8 x 40' (20) (17vbf)	\$26.50	LLPH
\$30.00	RPPH	5 x 3-1/2 x 1/4 x 40' (16)(12)	\$26.50	LLPH
\$30.00	RPPH	6 x 3-1/2 x 3/8 x 40' (22) SQ	\$26.50	LCPH
\$30.00	CRPH	6 x 3-1/2 x 3/8 x 40' (30)	\$26.50	AMPH
\$30.00	CRPH	6 x 3-1/2 x 1/2 x 40' (3) SQ	\$24.00	LCPH
\$30.00	RPPH	6 x 6 x 5/16 x 20' (6@65)(1@36) A36 Galv*Mtrs	\$26.00	MHPH
\$30.00	RPPH	8 x 4 x 1/2 x 20' (5@9) vd 1/8"SL Mtr	\$26.00	CGPH
		8 x 6 x 1/2 x 20' (3) NBV	\$26.00	CGPH
		8 x 8 x 3/4 x 40' (30)(30)(30)	\$29.75	AG/PH

RECTANGLE TUBING

3 x 1-1/2 x 3/16 x 40' (29) 4.97#/ft split seam
4 x 2 x 3/16 x 20-30'6" (38) 6.87#/ft split seam & bow
4 x 2 x 11ga x 20'3" (6) 4.75#/ft
6 x 2 x 3/16 x 20-32' (6) 12.21#/ft
6 x 3 x 3/8 x 20' (2) 19.82#/ft MTR SQ
10 x 6 x 1/4 x 40' (2@4)(3) 25.82 #/ft Mtr
10 x 6 x 1/4 x 20' (7) 25.82#/ft
12 x 4 x 1/4 x 20' (8)(9) 25.82#/ft

COST(ft)

LOC

\$1.40	LLPH
\$1.90	LLPH
\$1.30	CRPH
\$3.40	LLPH
\$5.50	LCPH
\$7.20	BCPH
\$7.20	LCPH
\$7.20	LCPH

PIPE – Structural Grade

COST(ft)LOC.

2.375" x .191 x 33' (9)(25) J55 EUE R2 4.60#/ft	\$1.00	HSPH
2.375" x .218 x 41'11 (16) x 33' (2) 5.02#/ft	\$1.00	NDPH
2.375" x .170 x 15'10" (1) 4.05#/ft	\$0.88	DFPH
4.5" x .237 x 40'3" (1) API X52M FBE 10.8#/ft	\$2.00	LBPH
6.625" x .432 x 40-40'11 (4) x 20' (1) 28.57#/ft	\$6.00	NDPH
8.625" x .250 x 37'8" – 40'4" (7) API X52M FBE 22.36#/ft	\$4.90	LBPH
8.625" x .250 x 40'1" (3) ERW 22.36#/ft X 20' (1)	\$4.90	MCPH
8.625" x .338 x 19'10" (1) 28.55#/ft	\$6.00	DFPH
12" x Sch40 x 48' (1) 53.53#/ft	\$11.00	SPPH
12.75 x .250 x 20' (3) API 5L X52 PSL-2 33.38#/FT	\$7.30	FHPH
12.75 x .250 x 41' (1) API 5L X52 PSL-2 33.38#/ft	\$7.30	FHPH
12.75 x .250 x 60' (3) x 8-19'8" (25) x 20-31' (11) 33.38#/ft	\$7.30	RMAH
12.75 x .312 x 60' (2) 43.77#/ft	\$9.65	RMAH
12.75 x .375 x 60' (1) x 16-26'10" (4) 49.56#/ft	\$10.90	RMAH
13.375 x 480 x 45' (2) 72#/ft	\$15.00	SNPH
24" x .375 x 9.75' (1) 94.62#/ft FBE	\$20.00	VBPH
26" x .438 x 10' (3) 119.57#/ft open seam	SCRAP	HRPH

SQUARE TUBING

2 x 3/16 x 40' (3@40) 4.32#/ft SQ
3 x 3 x 1/4 x 20' (1) 8.81#/ft Galv
6 x 3/16 x 20' (1) 14.53#/ft SQ
6 x 1/4 x 40' (2) 19.02#/ft SQ NBV
8 x 3/8 x 20' (7) 37.69#/ft mtr SQ
8 x 1/2 x 40' (12)(1)(25) 48.85#/ft mtr SQ
8 x 5/8 x 34' (1) 59.32#/ft SQ

COST(ft)

LOC.

\$1.20	CBPH
\$2.50	CRPH
\$4.10	JRPH
\$5.30	VarPh
\$10.50	LCPH
\$11.72	LCPH
\$16.60	JRPH

REBAR (DOMESTIC)

#3 x 20' GR60 (265)(240)
#3 x 20' GR60 (2@270) MTR's
#5 x 20' GR40 (10@96) MTR's
#8 x 20' GR60 (4@40) MTR's

COST(cwt)LOC

\$23.00	TDPH
\$24.50	DHPH
\$24.50	DHPH
\$24.50	DHPH

ROUND BAR (DOMESTIC)

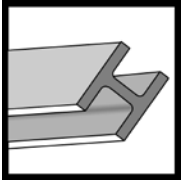
1-1/8 x 20' (138) A36 MTR'S
1-3/8 x 20' (77) A36 MTR'S
1-5/8 x 20' (61) A36 (2) bent MTR'S
2-3/8 x 20' (24) A36 MTR'S
2-7/8 x 20' (17) A36 MTR'S

COST(cwt)LOC

\$24.50	LRPH
\$24.50	LRPH
\$24.50	LRPH
\$24.50	LRPH
\$24.50	LRPH

Dump Hopper Bins – Needing 50+ Pricing depends on Quantity, Condition, and Location.

3/4 – 3 Yard Capacity (Can Be Used)



Black Rose



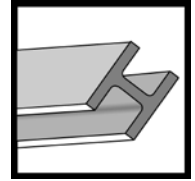
Steel & Trading

Telephone
(281) 332-7673 (ROSE)

WWW.BLACKROSESTEEL.COM

A CERTIFIED WOMAN-OWNED SMALL BUSINESS
HUB, METRO SBP, W/DBE (CITY OF HOUSTON),
NCTRCA, SCTRCA

Fax
(281) 332-0849



<u>WF Beam – Surplus/Excess Prime</u>	<u>COST/Cwt</u>	<u>LOC</u>	<u>WF Beam – Surplus/Excess Prime</u>	<u>COST/Cwt</u>	<u>LOC</u>
6" x 25# x 40' (10) x 20' (1)	\$27.00	CMPH	16" x 50# x 27' (3) x 40' (1) x 50' (1)	\$27.50	JB/PH
8" x 18# x 30'11" (1)	\$25.00	CRPH	16" x 57# x 35' (12) x 40' (3)	\$27.50	RM/PH
8" x 24# x 20' (2)	\$25.00	DFPH	16" x 67# x 20' (3) x 25' (1)	\$26/29	DB/PH
8" x 24# x 40' (4) x 45' (3)	\$27.00	CMPH	18" x 35# x 20' (1) x 30' (1) x 45' (1) x 50' (1)	\$31.00	WH/PH
8" x 28# x 40' (10) x 45' (4)	\$27.00	CMPH	18" x 35# x 40' (1) x 55' (1)	\$31.00	RM/PH
8" x 35# x 40' (8)	\$27.00	CMPH	18" x 40# x 19'7" (1)	\$27.00	CMPH
10" x 22# x 40' (32) x 60' (2)	\$30.00	RM/PH	18" x 50# x 50' (4)	\$29.00	RM/PH
10" x 26# x 40' (39)	\$30.00	AG/PH	18" x 55# x 20' (7) x 24'7" (2)	\$26/29	RM/PH
10" x 112# x 47' (1)	\$29.00	RM/PH	18" x 65# x 35' (2) 71# x 35' (1nbv)	\$26.00	JRPH
12" x 14# x 40' (3) x 50' (1)	\$27.00	CMPH	18" x 65# x 20' (7) x 30' (5) x 40' (3) x 60' (3)	\$26/29	JB/PH
12" x 14# x 40' (30)	\$30.00	WH/PH	18" x 65# x 25' (1)	\$26/29	DB/PH
12" x 26# x 40' (1)	\$27.00	CMPH	18" x 71# x 35' (1) x 40' (1)	\$29.00	MR/PH
12" x 26# x 30' (1) x 40' (100) x 50' (6)	\$29.00	RM/PH	18" x 71# x 20' (2) x 50' (5) x 60' (8)	\$26/29	DB/PH
12" x 35# x 40' (3) x 45' (1)	\$27.00	CMPH	18" x 76# x 40' (4) x 50' (1)	\$29.00	JB/PH
12" x 40# x 20'-30' (4) x 55' (1)	\$27.00	CMPH	18" x 76# x 20' (2) x 30'4" (5) x 60' (1)	\$26/29	DB/PH
12" x 50# x 50' (1)	\$29.00	CMPH	18" x 86# x 40' (1)	\$28.00	RM/PH
12" x 53# x 60' (4) X 55' (6)	\$34.00	AG/PH	18" x 143# x 31' (1)-MTR x 60'5"	\$26.00	BKPH
12" x 79# x 30' (1)	\$29.00	JB/PH	18" x 119# x 17-25' (4) x 40-46' (5)	\$32.00	AG/PH
12" x 84# x 40' (1)	\$27.00	JB/PH	21" x 44# x 25' (1) x 40' (6) x 50' (3)	\$29.00	WH/PH
12" x 96# x 26' (1)	\$25.00	CMPH	21" x 44# x 55' (12) x 60' (3)	\$29.00	WH/PH
12" x 106# x 20' (1)	\$29.00	AG/PH	21" x 48# x 30' (2) x 40' (1)	\$29.00	RM/PH
12" x 120# x 40' (1)	\$27.00	DLPH	21" x 48# x 23' (1) x 42' (3)	\$29.00	WH/PH
14" x 22# x 40' (5)	\$29.00	WH/PH	21" x 50# x 20-22' (2) x 33' (1) x 39' (1)	\$26/28	RM/PH
14" x 22# x 50' (13)	\$29.00	RM/PH	21" x 50# x 42' (4) x 46' (3)	\$29.00	WH/PH
14" x 26# x 35' (11) x 40' (2) x 45' (5)	\$29.00	RM/PH	21" x 57# x 35' (1) x 40' (1) x 56-60' (2)	\$29.00	RM/PH
14" x 26# x 50' (17) x 55' (30)	\$29.00	RM/PH	21" x 62# x 55' (1)	\$29.00	WH/PH
14" x 30# x 48' (6)	\$26.00	LWPH	21" x 62# x 30' (2) x 40' (15)	\$29.00	RM/PH
14" x 53# x 55' (4) x 60' (1)	\$26/29	DB/PH	21" x 101# x 45' (4)	\$29.00	RM/PH
14" x 61 x 20' (2)	\$26/29	DB/PH	21" x 122# x 20' (2)	\$29.00	RM/PH
14" x 61# x 40' (3)	\$29.00	RM/PH	21" x 147# x 40' (2)	\$29.00	RM/PH
14" x 61# x 60' (2)	\$26.00	FSPH	24" x 84# x 15' (1) x 20' (2)	\$26.00	RM/PH
14" x 82# x 33' (1) x 24' (1)	\$29.00	JB/PH	24" x 94# x 40' (1)	\$29.00	RM/PH
14" x 132# x 22' (1) x 25' (1)	\$26/29	DB/PH	24" x 103# x 40'3" (1)	\$29.00	RM/PH
14" x 145# x 41' (2)	\$34.00	AG/PH	24" x 104# x 50' (3) x 22' (1)	\$26.00	CMPH
14" x 176# x 40' (1)	\$32.00	AG/PH	24" x 146# x 29' (1)	\$27.00	RM/PH
14" x 257# x 33' (1)	\$29.00	RM/PH	24" x 162# x 40' (1)	\$29.00	RM/PH
14" x 342# x 62' 7" (1)	\$30.00	RM/PH	24" x 176# x 22' (1)	\$26.00	RM/PH
14" x 370# x 38'6" (2)	\$30.00	RM/PH	24" x 192# x 40' (3)	\$33.00	AG/PH
14" x 426# x 39'6" (2)	\$30.00	RM/PH	27" x 146# x 22-29' (3) x 40' (1)	\$27.00	JB/PH
16" x 26# x 20' (1) x 40' (6) x 45' (23) x 50' (2)	\$29.00	RM/PH	30" x 99# x 40' (3)	\$32.50	RM/PH
16" x 26# x 29' (1) x 45' (2) x 60' (1)	\$29.00	WH/PH	30" x 116# x 40' (1) x 30' (1)	\$29.00	WH/PH
16" x 31# x 45' (9) x 40' (5)	\$29.00	RM/PH	30" x 124# x 34' (1)	\$29.00	WH/PH
16" x 31# x 50' (10) x 60' (1)	\$30.00	RM/PH	30" x 132# x 30' (1)	\$30.00	RM/PH
16" x 31# x 40' (2)	\$25.00	CMPH	30" x 211# x 16-18' (2)	\$26.00	RM/PH
16" x 36# x 40' (2)	\$25.00	CMPH	33" x 152# x 20' (1)	\$26.00	RM/PH
16" x 36# x 15-22' (2) x 35' (8)	\$27.50	RM/PH	33" x 221# x 40' (3)	\$32.00	RM/PH
16" x 36# x 50' (11) x 60' (1)	\$27.50	RM/PH	36" x 135# x 28-30' (2)	\$27.00	WH/PH
16" x 40# x 30' (9) x 40' (8) x 50' (7)	\$27.50	RM/PH	36" x 135# x 30--38' (2) x 40' (1)	\$29.00	RM/PH
16" x 45# x 50' (5) x 60' (2)	\$27.50	RM/PH	36" x 194# x 40' (1)	\$33.00	AG/PH
16" x 50# x 30' (1)	\$26/29	DB/PH	40" x 167# x 40' (1) x 48' (1)	\$30.00	WH/PH
16" x 50# x 24'8" (1) x 20' - 60'R (10)	\$27.50	WH/PH	40" x 211# x 40' (1) x 50' (1)	\$30.00	WH/PH

Dump Hopper Bins – Needing 50+ Pricing depends on Quantity, Condition, and Location.

*****3/4 – 3 Yard Capacity*** (Can Be Used)**