

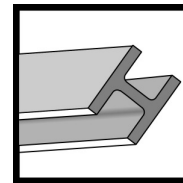
Black Rose Steel & Trading



Telephone
(281) 332-7673 (ROSE)

WWW.BLACKROSESTEEL.COM
A CERTIFIED WOMAN-OWNED SMALL BUSINESS
HUB, METRO SBP, W/DBE (CITY OF HOUSTON),
NCTRCA, SCTRCA

Fax
(281) 332-0849



CHANNEL

3 x 5# x 40 (2@50)(1@24)(29)
4" x 7.25# x 20' (18) pd
5" x 6.7# x 20' (8) x 40' (17)
5 x 9# x 20' (7) Pd x 40' (5)
5" x 11# x 20' (5) Tee Bar
6" x 13# x 16'1" (1) Galv.
8" x 11.5# x 20' (1) Galv.
10" x 30# x 50' (2) bent
12" x 25# x 20'1" (1) x 20'6" (1)
15" x 33.9# x 45' (2)
15" x 40# x 40' (2) x 20' (3)

COST(cwt)

\$29.00
\$22.00
\$22.00
\$22.00
\$19.00
\$22.00
\$19.00
\$19.00
\$19.00
\$19.00
\$19.00

LOC

SCPH
OABPH
LLPH
OABPH
DFPH
CRPH
CRPH
RPPH
CRPH
RPPH
RPPH

ANGLE

3 x 3 x 1/4 x 32'2" (1)
3 x 3 x 5/16 x 40' (90) Rusty
3 x 3 x 3/8 x 40' (31v)(9v)
3-1/2 x 3-1/2 x 1/4 x 40' (40v)
4 x 4 x 1/4 x 40' (27) vjr
4 x 4 x 1/4 x 40' (46)(10) dom
4 x 4 x 3/8 x 40' (3@28)(17)
4 x 4 x 1/2 x 20'1" (3)
5 x 3 x 5/16 x 40' (2@26) SQ
5 x 3 x 3/8 x 40' (20) (17vbf)
5 x 3-1/2 x 1/4 x 40' (16)(12)
6 x 3-1/2 x 3/8 x 40' (22) SQ
6 x 3-1/2 x 3/8 x 40' (30)
6 x 3-1/2 x 1/2 x 40' (3) SQ
6 x 6 x 5/16 x 20' (6@65)(1@35) A36 Galv*Mtrs
8 x 4 x 1/2 x 20' (5@9) vd 1/8"SL Mtr
8 x 6 x 1/2 x 20' (3) NBV

COST(cwt) LOC.

\$24.00 CRPH
\$26.50 LCPH
\$26.50 LLPH
\$26.50 LLPH
\$26.50 EAPH
\$29.75 SCPH
\$29.75 SCPH
\$24.00 DFPH
\$26.50 LCPH
\$26.50 LLPH
\$26.50 LLPH
\$26.50 LCPH
\$24.00 LCPH
\$26.00 MHPH
\$26.00 CGPH
\$26.00 CGPH

RECTANGLE TUBING

3 x 1-1/2 x 3/16 x 40' (29) 4.97#/ft split seam
4 x 2 x 3/16 x 20-30'6" (22) 6.87#/ft split seam & bow
4 x 2 x 11ga x 20'3" (6) 4.75#/ft
6 x 2 x 3/16 x 20-32' (4) 12.21#/ft
10 x 6 x 1/4 x 40' (2@4)(1) 25.82 #/ft Mtr
10 x 6 x 1/4 x 20' (4) 25.82#/ft
12 x 4 x 1/4 x 20' (8)(9) 25.82#/ft

COST(ft) LOC

\$1.40 LLPH
\$1.90 LLPH
\$1.30 CRPH
\$3.40 LLPH
\$7.20 BCPH
\$7.20 LCPH
\$7.20 LCPH

SQUARE TUBING

2 x 3/16 x 40' (2@40)(23) 4.32#/ft SQ
3 x 3 x 1/4 x 20' (1) 8.81#/ft Galv
8 x 3/8 x 20' (7) 37.69#/ft mtr SQ
8 x 1/2 x 40' (12)(1)(25) 48.85#/ft mtr SQ

COST(ft) LOC.

\$1.20 CBPH
\$2.50 CRPH
\$10.50 LCPH
\$11.72 LCPH

PIPE – Structural Grade

1.25 x .191 x 22' (80) 2.997#/ft
2.375 x .190 x 33' (3) 4.6#/ft
2.875 x .290 x 33' (19) 6.4#/ft
6.625 x .280 x 42' (8) 18.97#/ft
12.75 x .250 x 20' (1) 49.56#/ft

COST(cwt)LOC.

\$22.00 DTPH
\$22.00 HS/PH
\$22.00 HS/PH
\$22.00 EM/PH
\$22.00 RMAH

REBAR (DOMESTIC)

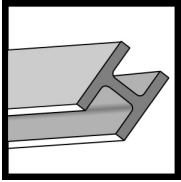
#8 x 20' GR60 (4@40) MTR's

COST(cwt)LOC

\$24.50 DHPH

Dump Hopper Bins – Needing 50+ Pricing depends on Quantity, Condition, and Location.

*****3/4 – 3 Yard Capacity*** (Can Be Used)**



Black Rose

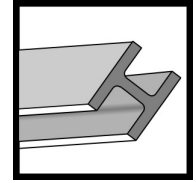


Steel & Trading

Telephone
(281) 332-7673 (ROSE)

WWW.BLACKROSESTEEL.COM
A CERTIFIED WOMAN-OWNED SMALL BUSINESS
HUB, METRO SBP, W/DBE (CITY OF HOUSTON),
NCTRCA, SCTRCA

Fax
(281) 332-0849



<u>WF Beam – Surplus/Excess Prime</u>	<u>COST/Cwt</u>	<u>LOC</u>	<u>WF Beam – Surplus/Excess Prime</u>	<u>COST/Cwt</u>	<u>LOC</u>
6" x 25# x 40' (10) x 20' (1)	\$27.00	CMPH	16" x 57# x 35' (12) x 40' (3)	\$27.00	RM/PH
8" x 18# x 30'11" (1)	\$25.00	CRPH	16" x 67# x 20' (3) x 25' (1)	\$26/29	DB/PH
8" x 24# x 20' (1)	\$25.00	DFPH	18" x 35# x 20' (1) x 30' (1) x 45' (1) x 50' (1)	\$31.00	WH/PH
8" x 24# x 40' (3) x 45' (3)	\$27.00	CMPH	18" x 35# x 40' (1) x 55' (1)	\$31.00	RM/PH
8 "x 28# x 40' (10) x 45' (4)	\$27.00	CMPH	18" x 40# x 19'7" (1)	\$26.00	CMPH
8" x 35# x 40' (8)	\$27.00	CMPH	18" x 50# x 50' (4)	\$29.00	RM/PH
12" x 14# x 40' (3) x 50' (1)	\$27.00	CMPH	18" x 55# x 20' (7) x 24'7" (2)	\$26.00	RM/PH
12" x 35# x 40' (1)	\$27.00	CMPH	18" x 65# x 35' (2) 71# x 35' (1nbv)	\$26.00	JRPH
12" x 50# x 50' (1) NBV	\$27.00	CMPH	18" x 65# x 20' (6) x 40' (3) x 60' (3)	\$26/29	JB/PH
12" x 120# x 40' (1)	\$27.00	DLPH	18" x 65# x 25' (1)	\$26/29	DB/PH
14" x 22# x 40' (5)	\$29.00	WH/PH	18" x 71# x 35' (1) x 40' (1)	\$29.00	MR/PH
14" x 22# x 50' (13)	\$29.00	RM/PH	18" x 71# x 20' (2) x 50' (5) x 60' (2)	\$26/29	DB/PH
14" x 26# x 35' (11) x 40' (2) x 45' (5)	\$29.00	RM/PH	18" x 76# x 40' (4) x 50' (1)	\$29.00	JB/PH
14" x 26# x 50' (17) x 55' (30)	\$29.00	RM/PH	18" x 76# x 20' (2) x 30'4" (5) x 60' (1)	\$26/29	DB/PH
14" x 30# x 48' (13)	\$26.00	LWPH	18" x 86# x 40' (1)	\$28.00	RM/PH
14" x 53# x 55' (4) x 60' (1)	\$26/29	DB/PH	18" x 143# x 31' (1)-MTR x 60'5" (1)	\$26.00	BKPH
14" x 61 x 20' (2)	\$26/29	DB/PH	18" x 119# x 17-25' (4) x 40-46' (5)	\$32.00	AG/PH
14" x 61# x 40' (3)	\$29.00	RM/PH	21" x 44# x 25' (1) x 40' (6) x 50' (3)	\$29.00	WH/PH
14" x 82# x 33' (1) x 24' (1)	\$29.00	JB/PH	21" x 44# x 55' (12) x 60' (3)	\$29.00	WH/PH
14" x 132# x 22' (1) x 25' (1)	\$26/29	DB/PH	21" x 48# x 30' (2) x 40' (1)	\$29.00	RM/PH
14" x 145# x 41' (2)	\$34.00	AG/PH	21" x 48# x 23' (1) x 42' (3)	\$29.00	WH/PH
14" x 176# x 40' (1)	\$32.00	AG/PH	21" x 50# x 20-22' (2) x 33' (1) x 39' (1)	\$26/28	RM/PH
14" x 257# x 33' (1)	\$29.00	RM/PH	21" x 50# x 42' (4) x 46' (3)	\$29.00	WH/PH
14" x 342# x 62' 7" (1)	\$30.00	RM/PH	21" x 57# x 35' (1) x 40' (1) x 56-60' (2)	\$29.00	RM/PH
14" x 370# x 38'6" (2)	\$30.00	RM/PH	21" x 62# x 55' (1)	\$29.00	WH/PH
14" x 426# x 39'6" (2)	\$30.00	RM/PH	21" x 62# x 30' (2) x 40' (15)	\$29.00	RM/PH
16" x 26# x 20' (1) x 40' (6) x 45' (23) x 50' (2)	\$29.00	RM/PH	21" x 101# x 45' (4)	\$29.00	RM/PH
16" x 26# x 29' (1) x 45' (2) x 60' (1)	\$29.00	WH/PH	21" x 122# x 20' (2)	\$29.00	RM/PH
16" x 31# x 45' (9) x 40' (5)	\$29.00	RM/PH	21" x 147# x 40' (2)	\$29.00	RM/PH
16" x 31# x 50' (10) x 60' (1)	\$30.00	RM/PH	24" x 94# x 40' (1)	\$29.00	RM/PH
16" x 31# x 40' (2)	\$25.00	CMPH	24" x 103# x 40'3" (1)	\$29.00	RM/PH
16" x 36# x 40' (2)	\$25.00	CMPH	24" x 104# x 50' (3) x 22' (1)	\$26.00	CMPH
16" x 36# x 50' (11) x 60' (1)	\$27.00	RM/PH	24" x 146# x 29' (1)	\$27.00	RM/PH
16" x 40# x 30' (9) x 40' (8) x 50' (7)	\$27.00	RM/PH	24" x 162# x 40' (1)	\$29.00	RM/PH
16" x 45# x 50' (5) x 60' (2)	\$27.00	RM/PH	24" x 176# x 22' (1)	\$26.00	RM/PH
16" x 50# x 30' (1)	\$26/29	DB/PH	24" x 192# x 40' (3)	\$33.00	AG/PH
16" x 50# x 24'8" (1) x 20'- 60'R (10)	\$27.00	WH/PH	27" x 146# x 22-29' (3) x 40' (1)	\$27.00	JB/PH
16" x 50# x 27' (3) x 40' (1) x 50' (1)	\$27.00	JB/PH	30" x 99# x 40' (3)	\$32.00	RM/PH
			30" x 116# x 40' (1)	\$29.00	WH/PH
			30" x 124# x 34' (1)	\$29.00	WH/PH
			30" x 132# x 30' (1)	\$30.00	RM/PH
			30" x 211# x 16-18' (2)	\$26.00	RM/PH
			33" x 152# x 20' (1)	\$26.00	RM/PH
			33" x 221# x 40' (3)	\$32.00	RM/PH
			36" x 135# x 28-30' (2)	\$27.00	WH/PH
			36" x 135# x 30--38' (2) x 40' (1)	\$29.00	RM/PH
			36" x 194# x 40' (1)	\$33.00	AG/PH
			40" x 167# x 40' (1) x 48' (1)	\$30.00	WH/PH
			40" x 211# x 40' (1) x 50' (1)	\$30.00	WH/PH

Dump Hopper Bins – Needing 50+ Pricing depends on Quantity, Condition, and Location.

*****3/4 – 3 Yard Capacity*** (Can Be Used)**